

Create Unlimited \$300 AWS Amazon Coupon Work In All Country

I am welcoming you to this promotional credit services of AWS, I know you have been looking for a way to use your newly created AWS free trial for long duration, but oops it got suspended or charged few days after you created it. Here is a solution you can bet with as it provides 300 promotional credit which can be use for a period of six (6) month depending on what you are using it for, the joy is that you can create many more account.

Amazon Web Services wants to help your business scale and grow with low cost, easy to use cloud products and services. This Program provides a 300 credit to small businesses to quickly get started and test AWS against their specific IT and business requirements by subsidizing it.

To qualify, you must have:

A valid AWS account, with up-to-date billing information
(reseller accounts do not qualify)

Not previously received more than 200 of AWS promotional credit

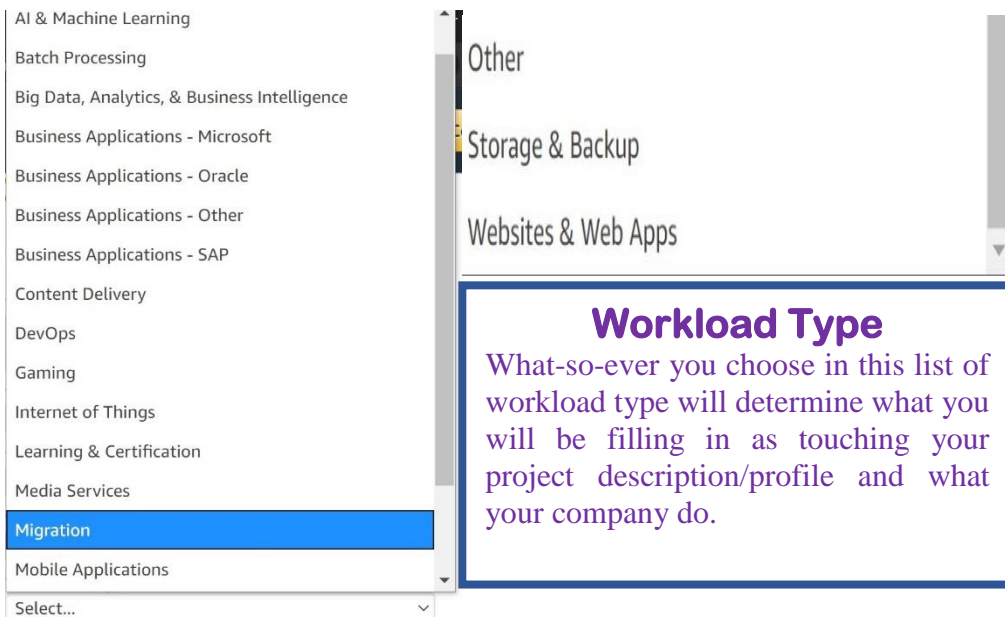
A sufficient business case and proof of concept to test using the credits

No linked accounts

Credits valid for 6 months

...Getting Start

The requirement are above, I will explain little things how how to fill some of the required space should in case you have little knowledge on ICT & IT industry.



The image shows a screenshot of the AWS console's 'Workload Type' selection interface. On the left, there is a vertical list of workload categories, with 'Migration' highlighted in blue. On the right, a larger panel displays the selected category 'Migration' and a text box explaining that the chosen workload type determines the project description and company information. The text box contains the following text:

Workload Type
What-so-ever you choose in this list of workload type will determine what you will be filling in as touching your project description/profile and what your company do.

Now, let begin the process of applying for the promotional credit in ascending order, for easy explanation, I will be selecting one out of the list above, little or no google search can help you if you select other niche apart from what I use. **NOTE: I am not saying the niche I explained is the only niche that works, all the list in the box works, but you need to have idea on it in order to know the correct information to fill in project info.** For the sake of this tutorial I will be using **website and web Apps** which I believe everybody is familiar with. Everything in the text box is a clue to what you need to fill the box.


Project Info:

* Project Description:



PROJECT DESCRIPTION
This is a website development proposed project for disseminating information among the member. We are testing and hosting it on AWS hosting service provider


* Project Intent:



Select...
Select...
Development and Testing
Learn and Build Skills
Migration
Production Workload
Proof of Concept

PROJECT INTENT
I am choosing "Development and Testing" since what I explained in 'project description' follows this.

* Implementation Timeframe:



Select...
Select...
None Planned
1-3 Months
4-6 Months
7-12 Months
More than 1 Year

IMPLEMENTATION TIMEFRAME
This promotional code duration is only six (6) month, so select anything ranging from 1-6 months only. And Budget ranging from 1-100bucks per months only

Your Info:

* First Name:

* Last Name:

* Business Email Address:

Must match email on record for Account ID below

* AWS Account ID:

12 digit number found in AWS console - My Account



YOUR INFO
Fill in all your info in-line with what you use with you AWS registration

* Job Role:

Venture Capitalist

Select...

Academic / Researcher

Advisor / Consultant

Business Executive

Developer / Engineer

Entrepreneur (Founder/Co-Founder)

IT Executive

IT Professional or Technical Manager

Press / Media Analyst

Sales / Marketing

Solution or Systems Architect

Student

System Administrator

Venture Capitalist

Information will be handled in accordance with the

JOB ROLE
 I will select “Developer/Engineer” OR IT professional.
 Depending on what your project description is.

Company info:

* Company Name:

* Company Size:

Select...

* Phone Number:

* Country / Region:

Select...

COMPANY INFO
 Fill out Your company name: Just random name
 select your company size: let it be a small range
 Fill in the phone number use on the aws account and the
 country of the account, Then submit

This is all you need to do in order to be qualify for the 300USD promotional code.
 How many days will my application takes to be approved? This will take a week before you receive message from AWS team about your credit.
 Can I receive more than one coupon on one account: I will say no, cause I haven’t try it multiple time on one account but I have created many account and I have received promotional credit on them all.
 Will all my application be approved: This is 90% working, I cannot promise it is 100% working. But out of all the account I have been applying for since January, only two was denied and more numbers was approved.
 HERE IS YOUR LINK TO APPLY BELOW: JUST COPY AND PASTE.

https://email.awscloud.com/dc/sRhgdM26bquWVERQj_H99scTsVEM_IMRfXTeS6EHcXUVQQFwE1IMS1QkModOwh5zbtCex4BtClbhdqBq-hRHkqwrZPkZAt3SxdT8F_VvlxqTbeyPW-2Qmbhh_CuRFI260RHcC9RQaMrGyZxG22wQ6Vv1bh1O29AeyHqNM8EuR9UTjqgWWWhRZZwWBBabi_M8jGAQlsvil_X01-6KlvF0_34Tn-EhgUytinSFNnMqPy8OXuuihUp-Tj13PnwakLOk1w9eIWzmKNXlmjzcOkqmeiskg95wlgpiclhb0wcAMGlstlCKhtCWAfsHXIQ5axqnyn0ypfG4FlgyX691dhTeNn3mZ7GU5sUlow1EJFBNSEo=/VCZro0jtlf0M000TOMs4Ek0